

MIDJ



Clessidra Bistro Table


design Paolo Vernier, 2019

Clessidra bistrò table with metal base, suitable also for outdoor use.
Ring customizable choosing between the different metal finishings.

Top size: ø70, ø80, ø90 cm.

Colors and Materials

Structure



Papaya orange steel



Light blue metal



White steel




Ocean blue steel



Bronze metal



Sand steel




Fango steel




Golden yellow metal



Pastel yellow steel




Grafite metal




Ash grey metal



Light grey steel



Brown steel



Black steel




Ocher steel




Facepowder pink metal



Red steel



Bulgaro red metal




Cherry red metal



Pine green steel




Sage green metal



Dark green metal




Golden bronze



Matt golden bronze



Black Nickel



Matt black nickel

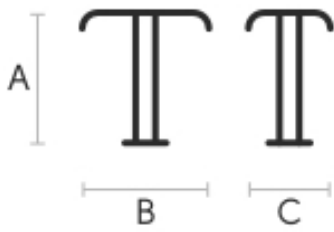


Champagne doré



Or rosé

Dimensions



| | cm | inch |
|---|----|------|
| A | 73 | 28.7 |
| B | 42 | 18.6 |
| C | 42 | 18.6 |

Materials Certifications

Dark green metal

The technologies used in the previous phase of powder coating play a fundamental role in the final result of the processing. They are in fact essential to increase adherence paint on the metal surface and then guarantee its duration over time. The metal frames, following a total cleaning of the surface, pass through chemical conversion processes, creating a compact base that allows for better adhesion of the subsequent treatment. In the last phase the object subjected to the powder coating process is placed in a polymerization oven, going to form an adherent and extremely tight layer durable. This particular paint job is ideal for outdoor use.

To clean the surface, use a damp microfiber cloth with neutral soap or specific metal cleaning products. Avoid hitting or rubbing the surface with sharp objects. Do not use scourers or other abrasive materials, since they would inevitably scratch the surface. Do not leave rusty iron objects on the surface for too long.

These surface treatments are not suitable for outdoor use, but they guarantee excellent resistance to frequent use, dirt and dust.

Materials Certifications

Matt golden bronze

Galvanic treatments consist in applying a thin layer of a metal or other alloy, in order that properties of the surface are modified, both from a technical and an aesthetic point of view. Through this procedure it is possible to improve specific product features, such as endurance to corrosion.

CLEANING AND MAINTENANCE

To clean the surface, use a damp microfiber cloth with neutral soap or specific metal cleaning products. Avoid hitting or rubbing the surface with sharp objects.

GENERAL TIPS

Do not use scourers or other abrasive materials, since they would inevitably scratch the surface. Do not leave rusty iron objects on the surface for too long. These surface treatments are not recommended for outdoor, naval or seaside use.

Materials Certifications

Matt black nickel

Galvanic treatments consist in applying a thin layer of a metal or other alloy, in order that properties of the surface are modified, both from a technical and an aesthetic point of view. Through this procedure it is possible to improve specific product features, such as endurance to corrosion.

CLEANING AND MAINTENANCE

To clean the surface, use a damp microfiber cloth with neutral soap or specific metal cleaning products. Avoid hitting or rubbing the surface with sharp objects.

GENERAL TIPS

Do not use scourers or other abrasive materials, since they would inevitably scratch the surface. Do not leave rusty iron objects on the surface for too long. These surface treatments are not recommended for

outdoor, naval or seaside use.